



MBR1020LL

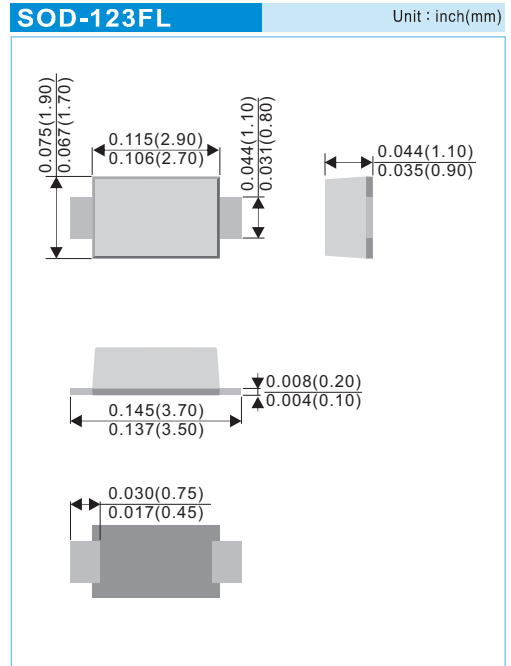
SURFACE MOUNT SCHOTTKY POWER RECTIFIER

FEATURES

- Guardring for stress protection
- Optimized for very low forward voltage
- Lead free in compliance with EU RoHS 2.0
- Green molding compound as per IEC 61249 standard

MECHANICAL DATA

- Case: SOD-123FL, Plastic
- Terminals: Solderable per MIL-STD-750, Method 2026
- Approx. Weight: 0.0006 ounces, 0.017 grams
- Marking code : RC



MAXIMUM RATINGS

RATING	SYMBOL	VALUE	UNITS
Peak Repetitive Reverse Voltage	V_{RRM}	20	V
Average Rectified Forward Current (At Rated $V_R, T_L=115^{\circ}C$)	I_o	1.0	A
Non-Repetitive Peak Surge Current (Non-Repetitive peak current, halfwave, single phase, 60Hz)	I_{FSM}	50	A
Voltage Rate of Change (Rated $V_R, T_J=25^{\circ}C$)	dv/dt	10,000	V/ μs
Storage Temperature	T_{STG}	-55 to + 150	$^{\circ}C$
Operating Junction Temperature	T_J	-55 to + 125	$^{\circ}C$

THERMAL CHARACTERISTICS

CHARACTERISTIC	SYMBOL	VALUE	UNITS
Thermal Resistance-Junction-to-Lead(Note1)	$R_{\theta JL}$	26	$^{\circ}C/W$
Thermal Resistance-Junction-to-Lead(Note2)	$R_{\theta JL}$	21	
Thermal Resistance-Junction-to-Ambient(Note1)	$R_{\theta JA}$	325	
Thermal Resistance-Junction-to-Ambient(Note2)	$R_{\theta JA}$	82	

1. Mounted with minimum recommended pad size, PC Board FR4
2. Mounted with 1 in. copper pad (Cu area 700mm²)



MBR1020LL

ELECTRICAL CHARACTERISTICS

CHARACTERISTIC	SYMBOL	T _J =25°C	T _J =85°C	UNITS
Maximum Instantaneous Forward Voltage (Note3), See Figure 2 I _F =0.1A I _F =1.0A I _F =3.0A	V _F	0.340 0.450 0.650	0.260 0.415 0.670	V
Maximum Instantaneous Reverse Current (Note3), See Figure 4 (V _R =20V) (V _R =10V)	I _R	0.40 0.10	25 18	mA

3. Pulse Test : Pulse Width < 250μs, Duty Cycle < 2%

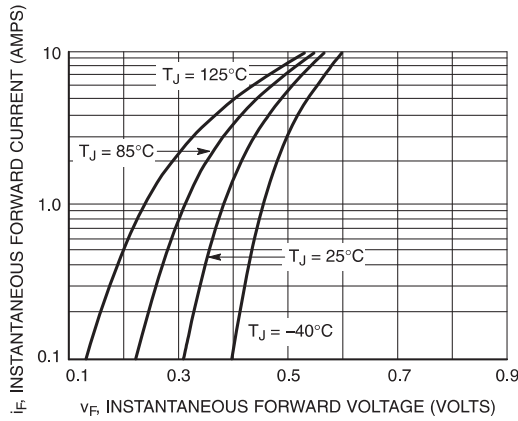


Figure 1. Typical Forward Voltage

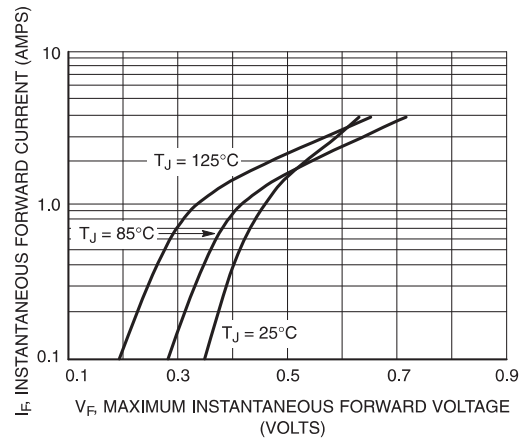


Figure 2. Maximum Forward Voltage

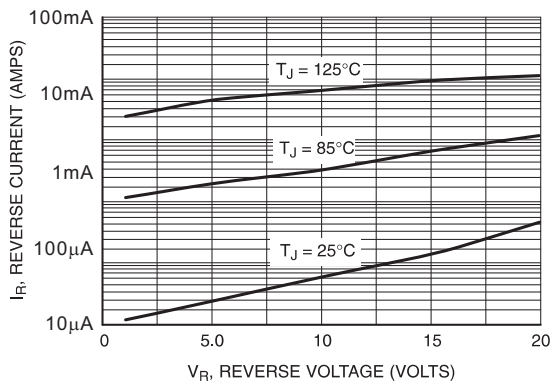


Figure 3. Typical Reverse Current

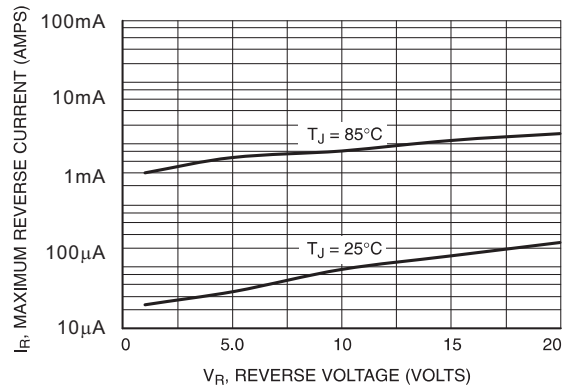


Figure 4. Maximum Reverse Current

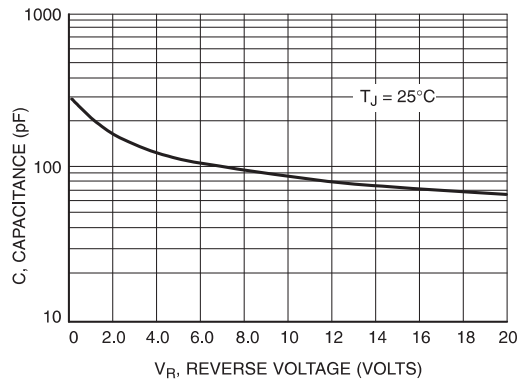


Figure 5. Capacitance

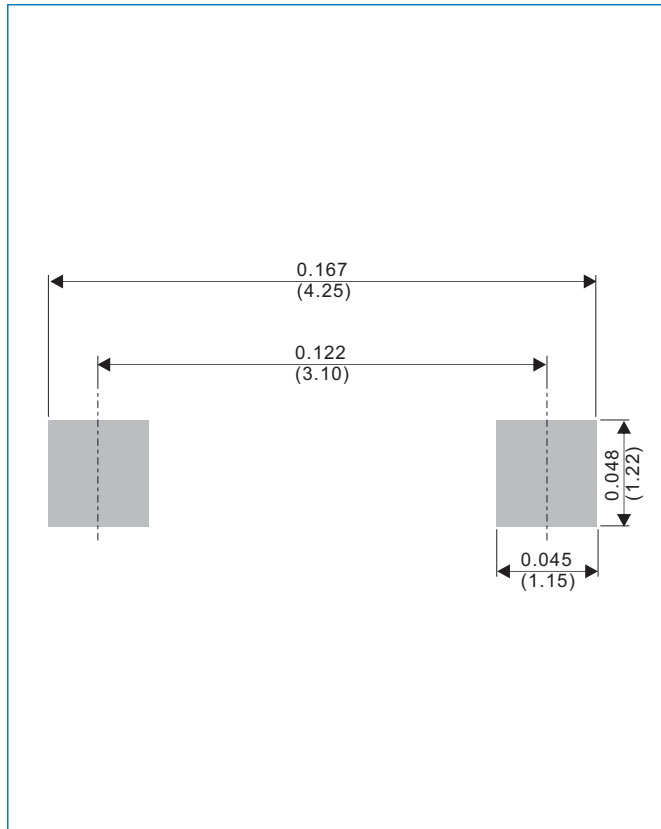


MBR1020LL

MOUNTING PAD LAYOUT

SOD-123FL

Unit : inch(mm)



ORDER INFORMATION

- Packing information
T/R - 10K per 13" plastic Reel
T/R - 3K per 7" plastic Reel



MBR1020LL

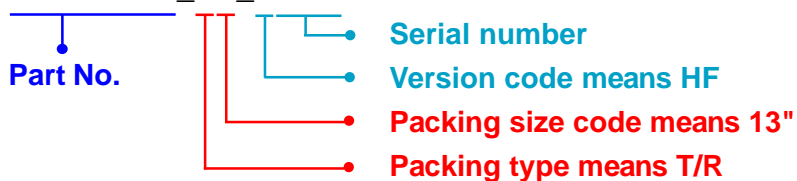
Part No_packing code_Version

MBR1020LL_R1_00001

MBR1020LL_R2_00001

For example :

RB500V-40_R2_00001



Packing Code XX				Version Code XXXXX		
Packing type	1 st Code	Packing size code	2 nd Code	HF or RoHS	1 st Code	2 nd -5 th Code
Tape and Ammunition Box (T/B)	A	N/A	0	HF	0	serial number
Tape and Reel (T/R)	R	7"	1	RoHS	1	serial number
Bulk Packing (B/P)	B	13"	2			
Tube Packing (T/P)	T	26mm	X			
Tape and Reel (Right Oriented) (TRR)	S	52mm	Y			
Tape and Reel (Left Oriented) (TRL)	L	PANASERT T/B CATHODE UP (PBCU)	U			
FORMING	F	PANASERT T/B CATHODE DOWN (PBCD)	D			



MBR1020LL

Disclaimer

- Reproducing and modifying information of the document is prohibited without permission from Panjit International Inc..
- Panjit International Inc. reserves the rights to make changes of the content herein the document anytime without notification. Please refer to our website for the latest document.
- Panjit International Inc. disclaims any and all liability arising out of the application or use of any product including damages incidentally and consequentially occurred.
- Panjit International Inc. does not assume any and all implied warranties, including warranties of fitness for particular purpose, non-infringement and merchantability.
- Applications shown on the herein document are examples of standard use and operation. Customers are responsible in comprehending the suitable use in particular applications. Panjit International Inc. makes no representation or warranty that such applications will be suitable for the specified use without further testing or modification.
- The products shown herein are not designed and authorized for equipments requiring high level of reliability or relating to human life and for any applications concerning life-saving or life-sustaining, such as medical instruments, transportation equipment, aerospace machinery et cetera. Customers using or selling these products for use in such applications do so at their own risk and agree to fully indemnify Panjit International Inc. for any damages resulting from such improper use or sale.
- Since Panjit uses lot number as the tracking base, please provide the lot number for tracking when complaining.